

HINDUSTHAN COLLEGE OF ARTS & SCIENCE (AUTONOMOUS) COIMBATORE -641028

B.Sc COSTUME DESIGN & FASHION

SCHEME OF EXAMINATIONS – CBCS PATTERN

(For the students admitted from the academic year 2016 – 2017 and onwards)

CODE NO	SUBJECT	LECTURE HRS / WEEK	EXAM DURATION (IN HRS)	MAXIMUM MARKS			CREDIT POINTS
				IE	EE	TOTAL	
First semester							
	Part - I						
16LAT01/ 16LAH01/ 16LAM01/ 16LAF01	Tamil / Hindi / Malayalam / French / - I	6	3	25	75	100	3
	Part - II						
16ENG01	English - I	6	3	25	75	100	3
	Part - III						
16CDU01	Basics of Apparel Technology	3	3	25	75	100	3
16CDU02	Components of Apparels	3	3	25	75	100	3
16CDU03	Practical - I Basics of Apparel Technology	4	3	25	75	100	4
16CDU04	Practical - II Components of Apparels	5	4	40	60	100	4
16CDU05	Practical - III Basics of Fashion Illustration	3	3	40	60	100	2
Second Semester							
	Part - I						
16LAT02/ 16LAH02/ 16LAM02/ 16LAF02	Tamil / Hindi / Malayalam / French / - II	6	3	25	75	100	3
	Part - II						
16ENG02	English-II	6	3	25	75	100	3
	Part - III						
16CDU06	Apparel Pattern Making	3	3	25	75	100	3
16CDU07	Allied - Fashion Concepts – (CDF)	4	3	25	75	100	3
16CDU08	Practical - IV Apparel Pattern Making	3	3	40	60	100	4
16CDU09	Practical - V Advanced Fashion Illustration	4	4	40	60	100	4
16CDU10	Practical - VI Apparel Surface Embellishment.	3	4	40	60	100	3
	Part IV						
16GSU01	Value Education – Human Rights.	2	-	100	-	100	2

CODE NO	SUBJECT	LECTURE HRS/ WEEK	EXAM DURATION (IN HRS)	MAXIMUM MARKS			CREDIT POINTS
				IE	EE	TOTAL	
Third Semester							
	Part III						
16CDU11	Textile Processing	5	3	25	75	100	4
16CDU12	Textile Science –I	5	3	25	75	100	4
16CDU13	ALLIED: Fashion and Clothing Psychology – (CDF)	4	3	25	75	100	4
16CDU14	Practical - VII Textile Processing and Fabric Care	4	4	40	60	100	4
16CDU15	Practical- VIII Textile Science –I	4	3	40	60	100	3
16CDU16	Practical- IX Apparel Construction - I	6	4	40	60	100	4
	Part IV						
16GSU02	Environmental Studies	2	-	100	-	100	2
Fourth Semester							
	Part III						
16CDU17	Textile Science – II	4	3	25	75	100	4
16CDU18	Historic Costumes of India	4	3	25	75	100	4
16CDU19	Fashion Business Marketing	3	3	40	60	100	4
16CDU20	Practical-X Textile Science – II	3	3	40	60	100	4
16CDU21	Practical - XI Apparel Construction - II	6	4	40	60	100	3
16CDU22	Practical- XII Textile Dyeing	3	4	40	60	100	2
16CDU23	Project Work– Viva Voce Internship Training Apparel / Processing Industry	5	-	40	60	100	3
	Part IV						
16GSU03	Skill Based – Internet Security	2	-	100	-	100	2
	Part V						
16GSU04	Extension Activity	-	-	100	-	100	2

REGULATIONS

Components for Evaluation:

1. Internal Examination Marks (For Part III theory papers)

Components	Marks
Test –I & II (Best of Two)	10
Model Exam	10
Assignment	5
Total	----- 25 =====

QUESTION PAPER PATTERN FOR I.E TEST I and II

(2 HOURS TEST)

MAXIMUM: 50 Marks

SECTION - A (20 Marks)

Answer **ALL** Questions

ALL Questions Carry **EQUAL** Marks

(10 x 2 = 20 marks)

Short answers 10

SECTION - B (10 Marks)

Answer **ALL** Questions

ALL Questions Carry **EQUAL** Marks

(2 x 5 = 10 marks)

Either or Type

SECTION - C (20 Marks)

Answer any **TWO** Questions out of **THREE** questions

ALL Questions Carry **EQUAL** Marks

(2 x 10 = 20 marks)

QUESTION PAPER PATTERN FOR IE Model Examination

(3 HOURS TEST)

MAXIMUM: 75 Marks

SECTION - A (20 Marks)

Answer **ALL** Questions

ALL Questions Carry **EQUAL** Marks

(10 x 2 = 20 marks)

TWO questions from each unit

SECTION - B (25 Marks)

Answer **ALL** Questions

ALL Questions Carry **EQUAL** Marks

(5 x 5 = 25 marks)

Either or Type.

ONE question from each unit with internal choice

SECTION - C (30 Marks)

Answer any **THREE** Questions out of **FIVE** questions

ALL Questions Carry **EQUAL** Marks

(3 x 10 = 30 marks)

ONE question from each unit

2 a) Components for Practical I.E.

Components	Marks
Test -I	20
Test - II	20

Total	40
	=====

2 b) Components for Practical E.E.

Components	Marks
Completion of Experiments	50
Record	5
Viva	5
Total	----- 60 =====

3. Institutional/ Industrial Training, Mini Project and Major Project Work

<u>Institutional /Industrial Training</u>		<u>Mini Project</u>	<u>MajorProject Work</u>	
Components	Marks	Marks	Components	Marks
I.E			I. E	
Work Diary	25	-	a) Attendance 10 Marks	
Report	50	50	b) Review /	40
Viva –voce	25	50	Work Diary* ¹ 30 Marks	
Examination				
Total	----- 100 =====	----- 100 =====	E.E* ²	
			a) Final Report 40 Marks	
			b) Viva-voce 20 Marks	60
			Total	----- 100 =====

*¹ Review is for Individual Project and Work Diary is for Group Projects (group consisting of minimum 3 and maximum 5)

*²Evaluation of report and conduct of viva voce will be done jointly by Internal and External Examiners

4. Components for Value Education (Part IV):

S.No.	Components	Marks
a)	Attendance 96% and above - 30 marks 91% to 95% - 25 marks 86% to 90% - 20 marks 76% to 85% - 10 marks	30 marks
b)	Participation in group activity	30 marks
c)	Assignment (2 x 10)	20 marks
d)	Test (1 hr for 20 marks) 2 out of three questions, 10 marks each	20 marks
	Total	100 marks

On completion of the above components students will be remarked as follows:

Range of marks	Equivalent remarks
80 and above	Exemplary
70 – 79	Very good
60 – 69	Good
50 – 59	Fair
40 – 49	Satisfactory
Below 39	Not Satisfactory = Not completed

- The passing minimum for this paper is 40%
- In case, the candidate fails to secure 40% passing minimum, he / she may have to reappear for the same in the subsequent semesters.

5. Guidelines for Environmental Studies (Part IV)

- The paper Environmental Studies is to be treated as 100% IE course which is offered in III Semester for II year UG students.
- The classes will be handled for two hours per week till the end of the Semester. At least one field trip should be arranged.
- Total Marks for the subject = 100

Components	Marks
Two Tests (2 x 30)	60
Field visit and report (10 + 10)	20
Two assignments (2 x 10)	20
Total	----- 100 =====

The question paper pattern is as follows:

Test I – 2 hours [3 out of 5 essay type questions] 3 x 10 = 30 Marks

Test II – 2 hours [3 out of 5 essay type questions] 3 x 10 = 30 Marks

Total 60 Marks

- The passing minimum for this paper is 40%
- In case, the candidate fails to secure 40% passing minimum, he / she may have to reappear for the same in the subsequent semesters.

6. Guidelines for Skill based subject - Internet Security (Part IV)

Components	Marks
Two Tests (2 x 40)	80
Two assignments (2 x 10)	20
Total	----- 100 -----

The question paper pattern is as follows:

- a) Test I – 2 hours [4 out of 7 essay type questions] 4 x 10 = 40Marks
- b) Test II – 2 hours [4 out of 7 essay type questions] 4 x 10 = 40 Marks

Total 80 Marks

- The passing minimum for this paper is 40%
- In case, the candidate fails to secure 40% passing minimum, he / she may have to reappear for the same in the subsequent semesters

7. Guidelines for General Awareness (Part IV)

Components	Marks
Two Tests (2 x 50)	100

The question paper pattern is as follows:

Test I – 2 hours [50 multiple choice questions] 50 x 1 = 50Marks

Test II – 2 hours [50 multiple choice questions] 50 x 1 = 50 Marks

Total 100 Marks

- The passing minimum for this paper is 40%
- In case, the candidate fails to secure 40% passing minimum, he / she may have to reappear for the same in the subsequent semesters

8. Guidelines for Law of Ethics (Part V)

Components	Marks
Two Tests (2 x 50)	100

The question paper pattern is as follows:

- c) Test I – 2 hours [5 out of 8 essay type questions] 5 x 10 = 50Marks
- d) Test II – 2 hours [5 out of 8 essay type questions] 5 x 10 = 50 Marks

Total 100 Marks

- The passing minimum for this paper is 40%
- In case, the candidate fails to secure 40% passing minimum, he / she may have to reappear for the same in the subsequent semesters

9. Guidelines for Extension Activity (Part V)

- Atleast two activities should be conducted within this semester (IV) consisting of two days each.
- The activities may be Educating Rural Children, Unemployed Graduates, Self Help Group etc.
The marks may be awarded as follows

No of Activities	Marks
2 x 50 (Each Activity for two days)	100

10. QUESTION PAPER PATTERN FOR EE (Part III Theory Papers)

(3 HOURS TEST)

MAXIMUM: 75 Marks

SECTION - A (20 Marks)

Answer **ALL** Questions

ALL Questions Carry **EQUAL** Marks

TWO questions from each unit

(10 x 2 = 20 marks)

SECTION - B (25 Marks)

Answer **ALL** Questions

ALL Questions Carry **EQUAL** Marks

Either or Type.

(5 x 5 = 25 marks)

ONE question from each unit with internal choice

SECTION - C (30 Marks)

Answer any **THREE** Questions out of **FIVE** questions

ALL Questions Carry **EQUAL** Marks

ONE question from each unit

(3 x 10 = 30 marks)

-----X-----

Code No	Subject	Semester No
16CDU01	BASICS OF APPAREL TECHNOLOGY	I
Objective:	To impart the basic knowledge on stitching and the tools used for apparel construction.	
Unit No	Topics	Hours
Unit I	Basics of sewing: Introduction – Definition and types of Apparels and types of fabrics, Tools – cutting, Hand sewing, Measuring, Marking, general and Pressing tools.	6
Unit II	Sewing Machine Definition, types. Domestic machine – parts and functions, adjustment, Problems, care and maintenance.	6
Unit III	Introduction to embroidery stitches. Basic stitches - Stem stitch, Satin stitch, chain stitch, Blanket stitch, Herringbone stitch, French Knot, Couching and its variations.	6
Unit IV	Seams, Seam Finishes and Hems. Types of seams and its construction methods, Seam Finishes and its types, Hints on seam construction. Hems – types and its construction.	12
Unit V	Fasteners Types – Buttons, Button holes, types, Button loops, other types of fasteners, hooks, zips.	6

Text Book:

1. Mary Mathews, *Practical Clothing Construction – Part I and II*, (1986) Cosmic Press, Chennai.

Reference Books:

1. *The Complete Book of Sewing* (1986) Dorling Kindersley Limited, London.
2. *Sewing and Knitting – A Readers Digest, step-by-step guide*, Readers Digest Pvt Ltd, Australia.
3. *Coles M Sew, A complete guide for sewing* –Heinemann Professional Publishing, Singapore.



Head of the Department
Department of Costume Design & Fashion
Hindusthan College of Arts & Science
Behind Nava India
Coimbatore – 641 028

16CDU02	COMPONENTS OF APPARELS	I
Objective	To study and master the concepts of constructing various parts of the garment.	
Unit No	Topics	Hours
Unit I	Basic Fullness Fullness- definition, types. Darts and its types, tucks and its types, Yoke and its types, Godets.	7
Unit II	Advanced Fullness. Introduction, devices to introduce fullness –flares, Pleats, Frills, Ruffles, Gathers, Flounces.	7
Unit III	Facings and Bindings Facing and binding, Bias – uses, Cutting and stitching, Facing – types, methods of stitching, binding - types, methods of stitching.	8
Unit IV	Plackets Definition and characteristics of good placket, Types of Plackets and methods of applying.	7
Unit V	Fittings. Garment fitting techniques and the steps involved in it. Standards for a good fit	7

Text Book:

1. Mary Mathews, *Practical Clothing Construction – Part I*, (1986), Cosmic Press, Chennai.

Reference Books:

1. Zarapker, *Zarapker System of Cutting*- K. R, Navneet Publications ltd.
2. Eshwasri Anwahi, *Practical cutting and tailoring part II* Lakhraj Hans R.B Publications, Delhi.
3. *Easy cutting* –Juvekar commercial Tailors Corporation pvt 166 Dr. Ambedkar Road dadar.

Head of the Department
Department of Costume Design & Fashion
Hindusthan College of Arts & Science
Behind Nava India
Coimbatore - 641 028

Code No	Subject	Semester No
16CDU03	PRACTICAL -I - BASICS OF APPAREL TECHNOLOGY	I
Objective	To be aware of the current fabrics introduced in the market.	
Exercise No	Topics	Hours
Exercise 1	Basic stitches : Preparation of samples for the following. Temporary stitches, Permanent stitches, any 10 basic embroidery stitches.	7
Exercise 2	Seam: Preparation of samples for the following. Different types of seams Plain seam, Top stitched seam, Welt seam, Lapped seam, Slot seam, Flat fell seam, French Seam, Mantua maker seam, Piped seam.	12
Exercise 3	Seam finishes and Hems: Preparation of samples for the following. Different types of seam finishes – Pinked Finish, Edge stitched finish, Double stitch finish, Overcast finish, Herringbone finished seam, Bound seam edge finish. Hems – Stitched and turned hem, seam binding hem finish, catch stitched hem, Narrow machine stitched hem, Rolled or whipped hem, Shell edged hem, Hem for circular and flared skirts.	12
Exercise 4	Mending: Preparation of samples for the following. Darning - Plain weave hand darn, Darned in patch and Machine darning. Patching – Hemmed patch, Print patch.	7
Exercise 5	Market Survey *: Collection of Latest Garment designs and Fabrics for Men, Women and Children through field trip / Window Shopping for Men, Women and Children.	10

*** Note: Students should visit showrooms in the market and submit a report on the latest Garment Design as an assignment**

Text Book :


1. Mary Mathews, *Practical Clothing Construction – Part I and II*, (1986) Cosmic Press, Chennai

Reference Books:

1. *The Complete Book of Sewing – (1986) Dorling Kindersley Limited, London*

2. *Sewing and Knitting – A Readers Digest, step-by-step guide, Readers Digest Pvt Ltd,*

3. *Coles M Sew, A complete guide for sewing –Heinemann Professional Publishing, Singapore.*



Head of the Department

Department of Costume Design & Fashion

Widyanagar College of Arts & Science

Behind Nava India

Coimbatore - 641 028

Code No	Subject	Semester No
16CDU04	PRACTICAL- II – COMPONENTS OF APPARELS	I
Objective	To master the skill of constructing various parts of the garment.	
Exercise No	Prepare samples for the following	Hours
Exercise 1	Basic Fullness Darts – Single Pointed Dart, Double Pointed Dart, Decorative Dart. Tucks – Pin Tuck, Piped or corded tuck, Shell or Scalloped tuck, Cross Tucking, Grouptucking with scalloped effect. Pleats – Knife pleats, Box pleats, Inverted Box Pleats, Kick Pleats, Cartridge Pleats, Pinch Pleats and its construction methods.	12
Exercise 2	Advanced Fullness Fullness- types - Flares, godets, gathers, shirrs frills or ruffles flounces and its construction methods.	12
Exercise 3	Facings and Bindings: Facings – Bias Facing, shaped facing and decorative facing. Binding – single bias binding, double bias binding.	12
Exercise 4	Plackets: Plackets - types – Inconspicuous placket – Continuous bound placket, Bound and faced placket, Zipper Placket, Slot seam Zipper Placket. Conspicuous plackets – Tailored Placket, Bound Neck Opening, Centre Front Opening – Box pleat style and its variation.	12
Exercise 5	Fasteners: Fasteners – Conspicuous - Button and button-holes, button loops, shank buttons, eyelets and cords. Inconspicuous-press buttons, hooks and eyes, zips.	12

Text Book :

1. Mary Mathews, *Practical Clothing Construction – Part I*, (1986) Cosmic Press, Chennai

Reference Books:

1. Zarapker. *Zarapker System of Cutting- K. R*, Navneet Publications Ltd.
2. Eshwasri Anwahi, *Practical cutting and tailoring part II*, Lakhraj Hans R.B Publications, Delhi.
3. *Easy cutting –Juvekar commercial Tailors Corporation pvt 166 Dr. Ambedkar Road dadar.*



Head of the Department

Department of Costume Design & Fashion

Industhan College of Arts & Science

Behind Nava India

Coimbatore – 641 020

Code No	Subject	Semester No
16CDU05	PRACTICAL- III – BASICS OF FASHION ILLUSTRATION	I
Objective	To develop the skill of drawing and learn the concepts of art.	
Exercise No	Topics	Hours
Exercise 1	Introduction to Art: Art materials and tools - natural & manufacturing pens, charcoal crayons and Inks – pigments and chalks –oil, water, poster, acrylic colours – types of brushes, types of surfaces.	7
Exercise 2	Introduction to Design: Elements of art – line, shape, colour, texture, space, chiaroscuro, plasticity, mass, volume, planes, modeling, molding. Principles of art – unity and variety – balance, rhythm, emphasis and focal point – harmony – proportion – contrast and gradation.	7
Exercise 3	Drawing of Shapes: Study of shapes, volume, light and shades, perspective and composition. Exercise based on lines to geometrical shapes – squares – circle- triangle. Making the shapes into solid form. Using light effects. Parallel and angular perspective with simple solids polygons and circles. Drawing of plan, elevation and section of simple objects (hair, table, stool, podium., etc.,)	7
Exercise 4	Introduction to colour theory: Prang Colour wheel: Creating colour wheels in primary colors, secondary colors, tertiary colours and monochrome. Warm and cool color – harmony and contrast. Medium: poster color / water color.	7
Exercise 5	Basics of Human Anatomy Draw male and female anatomy with drapery, simple free hand drawing to understand basic proportion and centre of gravity. Hatching, cross hatching and line drawing.	8

Text Book:

1. Gene A. Miller – Macmillan, 1989, *Creating and understanding drawings*, –McGraw – Hill

Reference Books:

1. Gene A. Miller – Macmillan, *Art in Focus*, 1989, McGraw – Hill
2. Pranath mago *Contemporary art in India* –. NBT.India.



Head of the Department
Department of Costume Design & Fashion
Hindusthan College of Arts & Science
Behind Nava India
Coimbatore – 641 028

Code No	Subject	Semester No
16CDU06	APPAREL PATTERN MAKING	II
Objective	To impart knowledge on pattern making, drafting techniques and their tools.	
Unit No	Topics	Hours
Unit I	Measurements: Importance, preparing for measuring, ladies measurements, children's and men's measurements. Standardizing body measurements –importance, techniques used. Relative length and girth measures in ladies /gentlemen	7
Unit II	Pattern Making Methods: Pattern making –method of pattern making –Drafting and draping terms, types of paper patterns - drafting and basics of draping.	7
Unit III	Pattern Making: Tools and types used for pattern making. Principles of pattern drafting. Pattern details, steps in drafting basic bodice front and back and sleeve.	7
Unit IV	Fabric Preparation and Pattern Layout: Preparation of fabric for cutting –importance of grain in cutting and construction, steps in preparing the fabric for cutting. Pattern layout- definition, purpose, rules in layout, types of layouts for length wise stripped designs, fabric with bold design, asymmetric designs, one way designs. Fabric cutting, transferring pattern marking, stay stitching, ease stitching.	8
Unit V	Pattern Grading: Pattern grading –definition, types , manual –master grades ,basic front, basic back, basic sleeve, basic collar and basic skirt.	7

Text Book :

1. Mary Mathews, *Practical Clothing Construction – Part I and II*, (1986) Cosmic Press, Chennai

Reference Books:

1. *The Complete Book of Sewing – (1986)* , Dorling Kindersley Limited, London

2. *Sewing and Knitting – A Readers Digest, step- by – step guide*, Readers Digest Pvt Ltd,

3. Helen Joseph Armstrong, *Pattern Making for Fashion Design*, Pearson publishers, 5th edition.



Head of the Department

Department of Costume Design & Fashion

Hindusthan College of Arts & Science

Behind Nava India

Coimbatore – 641 028

Code No	Subject	Semester No
16CDU07	ALLIED – FASHION CONCEPTS (CDF)	II
Objective	To impart knowledge on Fashion concepts.	
Unit No	Topics	Hours
Unit I	Fashion Terms Terms related to the fashion industry – fashion, style, fad, classic, and collection, chic Custom made , mannequin , fashion , show, trend, forecasting, high fashion, fashion cycle, haute couture, couture, couturier, fashion director, fashion editor, line, knock-off avant garde, bridge, buying house, apparel, fashion merchandising, pre – a – porter, sample.	9
Unit II	Elements and Principles of Design: Design- definition and types – structural and decorative design, requirements of a good structural and decorative design. Elements of design – line, shape or form, colour, size and texture. Application of structural and decorative design in a dress, selection and application of trimmings and decorations. Fashion accessories- shoes, handbags, hats, ties – different types/ shapes. Principles of design- balance – formal and informal, rhythm- through repetition, radiation and gradation, emphasis, harmony and proportion. Application of principles of design in a dress.	10
Unit III	Colour Theory Colour- definition, colour theories- prang colour chart and munsell colour system, Dimensions of colour- hue, value, and intensity. Standard colour harmonies- application in dress design. Colour in principles of design- application of the same in dress design.	10
Unit IV	Fashion Designers Understanding Fashion designer – types – classicist, idealist, influenced, realist, thinking poet. Indian Fashion designers –Haute couture – Rohit Khosla, Gitanjali kashyap , hemant Trivedi, J.J Valaya ,James ferrerira, Ritu Kumar ,Rohit bal, Tarun Tahiliani Minimalists- Himanshu and sonali sattar , sangeethe Chopra, Wendell Rodricks. Village India- Bhamini Subramaniam, Anju modi, Indira Broker, Madhu Jain. Studio line – Bhairavi jaikishan ,Kishan Mehta ,Ravi Bajaj ,Ritu beri, Rockys.	10
Unit V	WORLD FASHION DESIGNERS Study of Fashion Designers – Indian designers any five and world designers any five – Profile, specialization, brand etc., World fashion centers –France, Italy, America, Fareast. Contributions of well known designers from France, Italy, America, Britain and Fareast Countries.	9

Text Book :

1. Bennett, *Inside the fashion business* –(1998) Coleman & o ,Mumbai.

References:

1.Helen Goworeck, *Fashion Buying*.

2.Mike Easey, *Fashion Marketing*

3.Leslie, Davis Buran, *Business of Fashion*.



Head of the Department

Department of Costume Design & Fashion

Hindusthan College of Arts & Science

Behind Nava India

Goimbatore – 641 028

Code No	Subject	Semester No
16CDU08	PRACTICAL - IV- APPAREL PATTERN MAKING	II
Objective	To impart knowledge about drafting, pattern making and its techniques.	
Exercise No	Topics	Hours
Exercise 1	Drafting the Pattern: Drafting a Basic Bodice Front , Bodice Back, Sleeve, Skirt, Collars	7
Exercise 2	Preparation of Pattern: Preparation of pattern for the following - Bodice Front, Bodice Back, Sleeve, Collars, Skirts.	7
Exercise 3	Layouts: Folds – Bold design, Checks and Stripes, Asymmetric designs, one way design, Dove tailing.	7
Exercise 4	Dart Manipulation Methods: Styles created by shifting of blouse darts , adding fullness to the bodice, converting darts to seam and partial yokes and incorporating darts into seams forming yokes.	7
Exercise 5	Pattern Alterations: General principles for pattern alteration, common pattern alteration in a blouse.	8

Text Book:

1. Mary Mathews, *Practical clothing construction Part I & II*, cosmic press, (1986), Chennai

Reference Books:

1. Amaden Gewford, *Fairchild Fashion Draping*, 2005, Connje publication Inc.,
2. Hilary Campbell, *Designing Patterns*, 2003, Om Book services, New Delhi.,
3. Helen Joseph, *Pattern Making for Fashion Design*, Armstrong Pearson Education, Delhi,



Head of the Department

Department of Costume Design & Fashion
Hindusthan College of Arts & Science
Behind Nava India
Coimbatore - 641 028

Code No	Subject	Semester No
16CDU09	PRACTICAL -V - ADVANCED FASHION ILLUSTRATION	II
Objective:	To train students for free hand Fashion Sketching.	
Exercise No	Topics	Hours
1	Human Anatomy- Figure basics, Constant proportions, Shapes and parts of human body. Figure Construction, Skeleton figure, Study of different postures - Head- Face, Eyes, Lips, Nose, Hand - Fingers, Leg - Feet and Toes, Hand and Arms.	7
2	Normal Drawing - Eight head theory. Drawing croqui figures-stick, geometric, flesh- 7 ½, 8 ½ and 10 head figures.	7
3	Fashion Figure Drawing - Drawing croqui figures-stick, geometric, flesh - 7 ½, 8 ½ and 10 head figures.	7
4	Motif Development – Design Repeat and positioning, Rendering prints and textures with various fabric constructions (wovens, non-wovens and knit)	7
5	Drawing different Silhouettes and garment components - sleeves, collars, necklines, cuffs, skirts, pants	7
6	Different postures of male and female figure - ¾ view, back view, side view. Different poses like – S-Pose, X-Pose, and T-pose. Difference between normal and fashion figure.	7
7	Application of garments on flesh croqui figures.	6

Reference Books:

1. *Essential Fashion Illustration poses*, 2007, Maomao publishers.
2. *Hillary Lovel, Drawing Fashion and style*, 2012, arcturus publishing limited.
3. *Bina Abling, Fashion Rendering with colour*, 2001, Prentice hall.



Head of the Department

Department of Costume Design & Fashion
Hindusthan College of Arts & Science
Behind Nava India
Coimbatore - 641 028

Code No	Subject	Semester No
16CDU10	PRACTICAL - VI - APPAREL SURFACE EMBELLISHMENT	II
Objective:	To Develop the skills in garment embellishment.	
Exercise No	Topics	Hours
1	Advanced Embroidery: Sample Preparation Any 10 embroidery stitches and its variations	7
2	Traditional Embroidery: Sample Preparation Kasuthi of Karnataka, Kutch and Kathiawar of Gujarat, Pulkhari of Punjab, Kantha of Bengal, Chickenkari of Lucknow, Kashida of Kashmir.	7
3	Trimmings: Sample Preparation Laces, Stone, Crochet, Fringes, Tassels, Sequence, Zardosi	7
4	Fabric Painting: Sample Preparation Liquid embroidery and its types	7
5	Fabric Embellishment: Sample Preparation Smocking, Applique, Machine embroidery and its variations	8

Text Book :

1. Shailaja D. Naik, *Traditional Embroideries of India*, — 1, 1996., A.P.H Publishing Corporation, New Delhi,

Reference Books:

1. Jay Diamond and Ellen Diamond, *Fashion, Apparel, Accessories, Home Furnishings*, 2007 Pearson Prentice Hall, New Jersey,.
2. Usha Srikant, *Designs for a lifetime* — 2002, Samata Enterprises, Mumbai,.
3. Anita Tyagi, *Ornamentation and Textile Design* .



Head of the Department
Department of Costume Design & Fashion
Hindusthan College of Arts & Science
Behind Nava India
Coimbatore - 641 028

Code No	Subject	Semester No
16CDU11	TEXTILE PROCESSING	III
Objective	To give a basic knowledge on Dyeing, Printing and Processing Industry.	
Unit No	Topics	Hours
Unit I	Processing Sequence Typical sequence of processes. Object and methods Singeing, Desizing, Scouring, Synthetic Fiber Heat setting, Wool carbonizing, Weighting of silk. Wet processing equipment – kier – J box – pad roll – U box – Roller bed – Conveyor steamer – stenter.	10
Unit II	Mercerization & Bleaching Mercerization – Theory process - Methods – Chemicals – effects. Bleaching – Hypo chlorites – Hydrogen peroxide – sodium chlorite. Equipments and chemicals for bleaching of cotton, viscose, cotton/ viscose Polyester/ cotton. Evaluation of bleached fabric – whiteness – absorbency – chemical damage - residues.	14
Unit III	Dyeing & its Classification Dyeing – Classification of colorants – fastness properties of dyes Dyeing – classification of colorants – fastness properties of dyes. Dyeing machines – fiber, yarn and fabric dyeing machines – loose stock fiber bale – hank package – jigger – winch – HT Beam jet – padding mangles. Garment dyeing machines.	12
Unit IV	Printing Printing styles of printing – direct – discharge – resist styles. Methods of printing – screen printing – automatic screen printing – roller printing – rotary printing – transfer printing. Fixation and after treatment.	14
Unit V	Processing of various fabrics Wet processing of Knitted fabric – scouring – Bleaching dyeing – printing calendering. Shrink controlling - steaming. Wet processing of polyester, Nylon, silk, wool and their blends.	10

Text Book :

1. Shenai V.A. " Technology of textile processing" Sevale publications, Vol. III, V,VI,VII

Reference Books:

1. Paters R.H. Textile Chemistry" 1970, Textile institute, Manchester Vol. I,II.
2. Lewis D.M" Wool Dyeing" 1990, SDC publications England.
3. Corbmann B.P, Textiles – fibre to fabric, International student's edition, Mc Graw Hill.



Head of the Department

Department of Clothing Design & Fashion
Technology, Textiles & Science

Page No. _____
Date _____/_____/2022

Code No	Subject	Semester No
16CDU12	TEXTILE SCIENCE -I	III
Objective	To impart the basic knowledge in fabric manufacturing Technology & the current trend in Textiles.	
Unit No	Topics	Hours
Unit I	Introduction to Fibers Introduction to the field of textiles- classification of fibres –natural and chemical – primary and secondary characteristics of textile fibers.	12
Unit II	Manufacturing Process Of Various Fibers Manufacturing process ,properties and uses of natural fibres – cotton linen, Jute, pineapple ,hemp ,silk , wool, hair fibers, man-made fibres – Viscose rayon ,acetate rayon , nylon, polyester, acrylic.	12
Unit III	Spinning and its Classification Spinning –Definition ,Classification – Chemical and mechanical spinning –blending, opening, cleaning ,doubling ,carding, combing, drawing ,roving ,spinning. Yarn classification – definition, classification – simple and fancy yarns , Sewing threads and its properties.	12
Unit IV	Fabric Formation: Formation – woven – nonwoven – definition, types. Weaves – weaving mechanism, parts of a loom and basic process, basic weaves –plain, twill, satin. Fancy weaves- pile, double cloth, leno, swivel, dobby and jacquard.	12
Unit V	Survey* Survey on different types of fabrics – brand names, types of fabrics and their cost.	12

***: Students should visit showrooms in the market and submit a report on the latest fabrics available in the market.**

Text Book :

1. Corbmann B.P, *Textiles –fibre to fabric, International student's edition, Mc Graw Hill Book company Singapore 1985.*

Reference Books:

1. Joseph J Pretal, *Fabric Science, 1990, Fairchild Publications, Newyork 5th edition.*
2. *Textile preparation and dyeing, A.K. Roy Choudhury, 2006, science publishers.*



Head of the Department

Department of Costume Design & Fashion

Industriam College of Arts & Science

Behind Nava India

Coimbatore - 541 028

Code No	Subject	Semester No
16CDU13	Allied - FASHION AND CLOTHING PSYCHOLOGY (CDF)	III
Objective	To impart knowledge about fashion concepts and its psychology.	
Unit No	Topics	Hours
Unit I	Fashion Terms: Fashion evolution – Fashion cycles , Length of cycles , consumer groups in fashion cycles – fashion leaders , fashion innovators, fashion motivation , fashion victim, fashion victims , Fashion followers .Adoption of Fashion – trickle down , trickle up and trickle across theory .Fashion forecasting – market research , evaluating the collection Fashion services and resources (fashion services ,Colour services ,video services , News letter services, websites, Directories and references),Design- Historic and ethnic costumes.	9
Unit II	Psychology: Factors influencing fashion changes –Psychological needs of fashion , Social psychology of Fashion , technological , economical , political ,legal and seasonal influence .role of costume as a status symbol , Personality and dress, cloths as sex appeal, cultural value Fashion cycles, repetition of fashion .	9
Unit III	Visualmerchandising: Visual merchandising of fashion , types of displays – window displays , interior displays , Elements of display – the merchandise , mannequins and forms , props , signage , lighting Merchandising presentation – tools and techniques- back drop, forms, fixtures . Fashion show- Definition, planning, budgeting, location, timings, selection of models, collection ,set design ,music , preparing the commentary , rehearsal .	10
Unit IV	WardrobePlanning: Wardrobe planning for different age groups, Fashion and season, Designing dresses for different occasions – business meetings, parties/ dinners, evenings/leisure hours, marriage functions, sports, uniforms for civil service, airhostess, hoteliers, high school – girls and boys .	10
Unit V	Figure Irregularities: Designing dresses for unusual figures – becoming and unbecoming – for the following figure types. Stout figure, thin figure, slender figure, narrow shoulders, broad shoulders, round shoulders, large bust, flat chest, large hip, large abdomen, round face, large face, small face, prominent chin and jaw, prominent forehead.	10



Head of the Department
 Department of Costume Design & Fashion
 Hindusthan College of Arts & Science
 Behind Nava India
 Coimbatore – 641 028

Text Book:

1) Gini Stephens Frings, *Fashion –From concept to consumer – (1999), Prentice Hall 6th edition.*

Reference Books:

1)Solmon, Michael - *Consumer Behaviour in Fashion.*

2)Ross Robert , *Clothing- A Global History.*

3)Meenakshi Narang, *Fashion Technology Hand Book.*



Head of the Department
Department of Costume Design & Fashion
Hindusthan College of Arts & Science
Behind Nava India
Coimbatore - 641 028

Code No	Subject	Semester No
16CDU14	PRACTICAL - VII- TEXTILE PROCESSING & FABRIC CARE	III
Objective	To impart the basic knowledge on Fabric preparation before Dyeing and Printing	
Experiment No	Topics	Hours
1	Desizing – Acid desizing	5
2	Enzymatic Desizing	5
3	Scouring	5
4	Bleaching - Hydrogen Peroxide	5
5	Hypochlorite Bleaching	4
6	Mercerization	4
7	Degumming of silk	5
8	Laundry Blue	5
9	Soap Making - Hot & Cold Process	5
10	Stain Removal – 10 Dry & Wet stains	5

Text Book :

1. Shenai V.A. " Technology of textile processing" 1981, Sevale publications, Bombay Vol. III, V,VI,VII.

Reference Books:

1. Paters R.H., Textile Chemistry" 1970 Textile institute, Manchester, Vol. I,II

2. Lewis D.M" Wool Dyeing" 1990, SDC publications England.

3. Corbmann B.P, Textiles –fibre to fabric, 1985,Mc Graw Hill Book company, Singapore, International student's edition.



Head of the Department

Department of Costume Design & Fashion
 Hindustani College of Arts & Science

Behind Nava India
 Coimbatore – 641 028

Code No	Subject	Semester No
16CDU15	PRACTICAL- VIII – TEXTILE SCIENCE - I	III
Objective	To identify the textile fibers & fabrics.	
Experiment No	Identification of textile fibers by Microscopic test, flame test, chemical test	Hours
1	Fibres – Cotton, Silk, Wool, Nylon, Polyester, Linen, Rayon, Jute.	5
2	Testing of Yarns /Fabrics	5
3	Counting of yarn using the wrap reel	5
4	Counting of yarn using Beesleys balance	5
5	Twist of the yarn using twist tester	4
6	Determining the weight of the fabric.	4
7	Determining the fabric count by a) Raveling method b) Pick Glass method	4
8	Course length and loop length of knitted fabric	4
9	Colour fastness to water	4
10	Test of Shrinkage	4
11	Test of Absorbency	4

Text Book :

1. Corbmann B.P, *Textiles –fibre to fabric*, 1985. Mc Graw Hill Book company, Singapore, International student's edition.

Reference Books:

1. Joseph J Pretal , *Fabric Science*, 1990, Fairchild Publications ,Newyork, 5th edition.

2. Booth. J.E, *Handbook of Textile Testing- Edition -.*



Head of the Department

Department of Costume Design & Fashion

Industrian College of Arts & Science

Behind Wava India

Coimbatore – 641 028


Code No	Subject	Semester No
16CDU16	PRACTICAL - IX - APPAREL CONSTRUCTION - I	III
Objective:	To develop the skill of Garment Construction.	
Exercise No	Topics	Hours
1	Construction of Collars: (a) Peter pan collar (b) Puritan collar (c) Mandarin Collar (d) Shirt Collar	10
2	Construction of sleeves: Set – in – sleeves : (a) Plain sleeve (b) Puff Sleeve (c) Bishop Sleeve (d) Bell Sleeve	10
3	Construction of Skirts: (a) Gathered skirt (b) Flared Skirt (c) Pleated skirt	10
4	Construction of Kids Garment: (a) Bib- Variation in outline shape (b) Panty (c) Jabla	10
5	Construction of Kids Garment: (a) A-Line petticoat- double pointed dart, neck line and arm hole finished with facing	10
6	Construction of Kids Garment: (a) Yoke frock with yoke at chest line, with open, puff sleeve, gathered skirt. (b) Yoke frock without yoke	11
7	Construction of Kids Garment: (a) Baba suit	11

Text Book :

1. Zarapkar K.R, *System of Cutting*, 2005, Navneet Publications India

Reference Books:

1. *Scientific garment quality* – K M Illege and Sons, Plot No. 43 , Somuvar Peth, pune
2. *Easy cutting* – Juvekar commercial Tailors Corporation pvt 166 Dr. Ambedkar Road
3. Mary Mathews, *Practical Clothing Construction Designing, Drafting and Tailoring*, 1991, Bhattarams Reprographics (P) Ltd., Chennai, Part-II.



Head of the Department
Department of Costume Design & Fashion
Hindusthan College of Arts & Science
Behind Nava India
Coimbatore – 641 028

Code No	Subject	Semester No
16CDU17	TEXTILE SCIENCE - II	IV
Objective:	To gain knowledge on textile fabric formation and the technology used in manufacturing.	
Unit No	Topics	Hours
Unit I	Introduction: Elements of woven design, Methods of fabric representation, draft and lifting plan, construction of elementary weaves – plain, warp rib, weft rib, twill, modification of twills, satin and sateen weaves – their derivatives.	10
Unit II	Honey Comb Weave: Ordinary and Brighton honey comb, its modification, huck a back and its modifications, crepe weaves, mock leno.	10
Unit III	Extra thread effects: Extra warp and extra weft figuring – single and two colours, planting, backed fabric, warp and weft backed fabrics.	10
Unit IV	Pile Fabric : Pile fabric – Formation of pile – weft pile – plain back, twill back – length, density and fastness of pile – corduroy weft plush. Warp pile – Terry pile, with the aid of wires, face to face warp pile. Double cloth –classification, self stitched – face to back, back to face, both. Centre stitched – warp and weft. Interchanging double cloth.	9
Unit V	Non woven: Non-Wovens- felting, fusing, bonding, lamination, netting, braiding and calico, tating and crocheting.	9

Text Book :


1. Dr.N.Gokarneshan, *Fabric Structure & Design*, , New Age International publishers, Vol:1

Reference Books:

1. Grosichkli Z Newness, *Watson's textile design and colour*. 1980, Butter worths, London.

2. Grosichkli Z Newness, *Watson's advanced textile design*, 1989, Butter worths, London

3. Corbmann B P, *Textiles –fibre to fabric*, 1985, Mc Graw Hill book Co, Singapore, International students edition.



Head of the Department
Department of Costume Design & Fashion
Jyoti Basu Institute of Arts & Science
Behind Nava India
Coimbatore - 641 028

Code No	Subject	Semester No
16CDU18	HISTORIC COSTUMES OF INDIA	IV
Objective	To gain the knowledge on traditional costumes of various states of India.	
Unit No	Topics	Hours
Unit I	Costume of North India Traditional costumes of Punjab, Kashmir, Rajasthan, Uttar Pradesh	10
Unit II	Costumes of South India Traditional costumes of Andhra Pradesh, Tamilnadu, Kerala, Karnataka	10
Unit III	Costumes of Middle West India Traditional costumes of Gujarat, Maharastra, Madhya Pradesh	10
Unit IV	Costumes of Middle East India Traditional costumes of Orissa, Bengal, Bihar, Manipur and Nagaland	9
Unit V	Traditional Textiles and Costumes of Various States Traditional costume of India – Sarees - Dacca Muslin, Jamdhani, Kashmiri shawls, Kancheepuram, chanderi, Paithani, Baluchar, Banaras, Bandhani, Patola, Ikkat, Block print and Kalamkari sarees.	9

Text Book:

1) Jamila Brij Bhushan, *The costumes and textiles of India - (1958)*, D B Taraporevala Sons & Co, Bombay

Reference Books:

1) G.H Ghosrye, *Indian Costume – Popular books Pvt Ltd*

2) Dorris Flynn, *Costumes of India – (1971) Oxford & IBH Publishing Co, Delhi.*

3) Prakash. K, *Indian Fashion Designers*



Head of the Department

Department of Costume Design & Fashion

Industrials College of Arts & Science

Behind Nava India

Coimbatore - 641 028

Code No	Subject	Semester No
16CDU19	FASHION BUSINESS MARKETING	IV
Objective	To impart knowledge on basic accounting, apparel marketing, Retailing.	
Unit No	Topics	Hours
Unit I	Marketing: Meaning and classification of Marketing ,fashion Marketing ,fashion Market – Size and structure, Marketing environment – Micro and macro marketing environment , Trends in marketing environment	7
Unit II	Marketing Functions: Importance of fashion products , The fashion industry and new product development, product mix and range planning. Marketing Function – Assembling, standardization and Grading and packaging.	7
Unit III	Pricing: Pricing policies and strategies for apparel products, importance of price policies, Functions and factors Influencing pricing- internal and external, pricing strategies for new products, methods of setting prices.	7
Unit IV	Accounting: Accounting concepts and conventions –rules of accounts – importance of accounting – nature and scope of accounting – double entry system – advantage – difference between double entry and single entry	7
Unit V	Final Accounting: Journal, ledger, and Trial balance, subsidiary books – purchase book, sales books, purchase returns book, sales returns book and cash book with single, double and triple column cash book. Final accounts – trading and profit and loss A/C and balance sheet with simple adjustments	8

Text Book :


1. Mike Easey, *Fashion marketing –*,1995, Black well Science Ltd.,

Reference Books:

1. Philip C F and Duncon, *Marketing Principles and methods –* Irwin Publications.

2. Back Man T N , Munard H H and Davidson W R, *Principles of marketing –* 1970, Ronald Press Company Newyork.

3. RSN Pillai and Bhagavathi, *Marketing- 1987, S Chand and Company Ltd , New Delhi,*


Head of the Department
 Department of Costume Design & Fashion
 Hindusthan College of Arts & Science
 Behind Nava India
 Coimbatore – 641 028

Code No	Subject	Semester No
16CDU20	PRACTICAL- X - TEXTILE SCIENCE - II	IV
Objective	Learn to identify the textile fabrics and its formation.	
Exercise No	Identification of Different Types of Fabrics	Hours
EX : 1	1. Plain weave and its derivatives (Warp rib, Weft rib) 2. Twill Weave – Right hand twill and Left hand twill. 3. Satin 4. Sateen 5. Honey comb Weave 6. Huck a back Weave 7. Extra Warp and Weft Figuring. 8. Double cloth. 9. Terry pile structures.	18
EX : 2	a) Cotton b) Silk c) Wool d) Polyester e) Terry cot and f) Other Synthetic fibers	18

Text Book :

1. Dr.N.Gokarneshan, *Fabric Structure & Design*, New Age International publishers Volume I.

Reference Books:

1. Grosichkli Z Newness, *Watson's textile design and colour*. 1980, Butter worths, London.

2. Grosichkli Z Newness, *Watson's advanced textile design*, 1989, Butter worths, London .

3. corbmann B P Textiles – *fibre to fabric*, 1985, Mc Graw Hill book Co, Singapore, International students edition.


 Head of the Department
 Department of Costume Design & Fashion
 Hindusthan College of Arts & Science
 Behind Nava India
 Coimbatore – 641 028

Code No	Subject	Semester No
16CDU21	PRACTICAL- XI – APPAREL CONSTRUCTION II	IV
Objective:	To develop the skill of designing and construction of Garments.	
Exercise No	Designing, drafting and constructing the following garments for the features prescribed. Measurements, Fabric Requirement and the cost to be calculated.	Hours
1	WOMEN'S GARMENTS a) Saree Petticoat b) Skirts c) Nightie d) Kameez e) Blouse	30
2	MEN'S GARMENTS a) Full Sleeve shirt b) Pleated Trouser	30
3	Designing either Party wear or Fashion show garments	12

Text Book :

1. Mary Mathews, *Practical Clothing Construction, Designing, Drafting and Tailoring*, 1991, Bhattarams Reprographics (P) Ltd., Chennai, Part-II.

Zarapkar K.R, *System of Cutting*, 2005, Navneet Publications India


2.

References:

1. *Scientific garment quality* –K M Illege and Sons, Plot No. 43 , Somuvar Peth pune 411011

2. *Easy cutting* –Juvekar commercial Tailors Corporation pvt 166 Dr. Ambedkar Road dadar.

3. *Commercial system of cutting* - Juvekar commercial Tailors Corporation pvt


Head of the Department
 Department of Costume Design & Fashion
 Hindusthan College of Arts & Science
 Behind Nava India
 Coimbatore - 641 028

Code No	Subject	Semester No
16CDU22	PRACTICAL- XII - TEXTILE DYEING	IV
Objective:	To Gain knowledge on the Dyeing process of textiles.	
Exercise No	Preparation of Samples for the following	Hours
1	Direct dye	4
2	Reactive dye – Hot brand	4
3	Reactive dye – cold brand	4
4	Acid dye	4
5	Basic dye	4
6	Disperse dye	4
7	Mordanting a) Premordanting b) Simultaneous Mordanting c) Post Mordanting	6
8	Natural dye - Vegetable dyes a) Prepare a sample with natural mordant b) Prepare a sample with synthetic mordant	6

Text Book :

1. Shenai V.A. " Technology of textile processing" 1981, Sevale publications, Bombay. Vol. III, V,VI,VII

Reference Books:

1. Arora.M.G, A Text book of Dyes,1996, Anmol Publications Pvt. Ltd
2. H.Panda, Modern Technology of Textiles Dyes and Pigments, 2016, Asia Pacific.
3. Neelima, Printing and Washing of Textiles, 2009, Sonali Publications.



Head of the Department
Department of Costume Design & Fashion
Hindusthan College of Arts & Science
Behind Nava India
Coimbatore - 641 028

Code No	Subject	Semester No
16CDU23	Project Work – Internship Training - Viva Voce Apparel / Processing Industry	IV
Objective	To gain practical knowledge in the apparel textile and the processing industries	
	Students should go for an observational training in apparel manufacturing industry or dyeing, Printing, wet processing industry during the end of III semester holidays and submit a detail report as per the regulations.	



Head of the Department
 Department of Costume Design & Fashion
 Hindusthan College of Arts & Science
 Behind Nava India
 Coimbatore - 641 028

Code No	Subject	Semester No
16CDU24	COMPUTERS IN THE GARMENT INDUSTRY	V
Objective	To update the current concept technology used in fashion industry.	
Unit No	Topics	Hours
Unit I	Introduction to Computers: Classification of computers, computer generations, computer specification, organization of computer sections .Types of storage devices (primary and secondary), Input devices, output devices.	10
Unit II	Role of Computers: Role of computers in fashion industry – Information flow – CAD, CAM, CIM, CAA, PDC – Definition and functions. Computers in production planning and production scheduling, computerized colour matching system.	10
Unit III	Computers in Designing: CAD in designing Textile designing – Weaving , Knitting and printing. Creating embroidery designs. Garment designing – 2D and 3D forms.	10
Unit IV	Computers in Pattern Making: CAD in pattern making and grading – system description – information flow – process involved in pattern making, process involved in pattern grading.	9
Unit V	Computerized Machines: Computer application in fabric defect checking, laying / spreading, cutting marker planning, labeling – parts and functions. Computerized sewing machines.	9

Text Book :

1. Dr. R. Sheela John & Dr. S. Amsamani, *Computers in the Garment Industry*, 2013, published by Shanga Verlag

Reference Books:

1. Hannelore Eberle et –al, *Clothing Technology –Verlaag Europa – Lehrmittel, Vollmer Gmbh & Co 4287, Haan – Gruilen.*
2. P K Sinha , *Computer Fundamentals –BPB Publications, Delhi (1992)*
3. Harold Carr and Barbara Latham, *The technology of clothing manufacture –Blackwell publishers*



Head of the Department

Department of Costume Design & Fashion
 Hindusthan College of Arts & Science
 Behind Nava India
 Coimbatore – 641 028

Code No	Subject	Semester No
16CDU25	FABRIC PRODUCTION & PROCESSING	V
Objective	To teach the techniques involved in fabric production & processing.	
Unit No	Topics	Hours
Unit I	Weaving Weaving Definition – Terms related to woven fabric – Classification of Looms – Sequencing of weaving preparation process – Passage of material through plain loom – Important motions of a loom – Parts of a Loom – Introduction to woven fabric Design and their derivatives.	12
Unit II	Knitting Terms. General terms and principles of knitting technology, machine knitting, parts of machine, knitted loop structure, stitch density.	12
Unit III	Weft Knitting. Weft knitting –classification-circular rib knitting machine, purl, interlock, jacquard-single jersey machine-basic knitting elements-types and functions – knitting cycle,CAM-system-3 way technique to develop design-knit, tuck, miss-effect of stitches on fabric properties.	12
Unit IV	Processing. Introduction to Processing – Study of preparative process of dyeing and objectives – Dyes and pigments - Classification – Principles and methods of knitted fabrics – Concept of Tie & Dye methods – Study on garment dyeing.	12
Unit V	Printing Printing – Comparison of Dyeing and Printing – methods of Printing – study of screen and Rotary Print. Styles of Printing – Study of non conventional printing styles employed in garment printing – Principles and working of garment printing machines. Printing ingredients and model recipe formulation. Need and objectives of finishing – Classification – Brief Study of various mechanical and chemical finishers.	12

Text Book :

1)D.B. Ajgoankar, *Knitting Technology*, 1998, Universal Publishing Corporation, Mumbai.

Reference Books:

1) David.J.Spencer, *Knitting Technology*, 1989, Wood head Publishing Limited, Second Ed, England..

2) Shenai.V.A, *Technology of Bleaching and Mercerising*, Sevak Publications, Mumbai.

3) E.R.Trotman, *Textile Scouring & Bleaching* , 1968B.I Publications Private Ltd, New Delhi,



Head of the Department

Department of Costume Design & Fashion
 Hindusthan College of Arts & Science
 Behind Nava India
 Coimbatore – 641 028

Code No	Subject	Semester No
16CDU26	TEXTILE FINISHING TECHNOLOGY	V
Objective	To update the process of Finishing on Textiles.	
Unit No	Topics	Hours
Unit I	Production Sequence: Production sequence of textile fabrics – flow chart – brief description. Finishes – classification – Importance of finishes – application methods	14
Unit II	Mechanical Finish Mechanical finishes – methods and applications; Aesthetic finishes: Luster – glazed, moiré, schreiner, embossed; Drape – crisp and transparent, burnt out, sizing, weighting; Texture sheared, brushed, embossed, plisse, pleated, flocked, embroidered, napped, fullered;	14
Unit III	Functional Finish Functional finishes – methods and applications – wrinkle free finishes, water repellent finish, flame retardant finish, rot and mildew proof finish, antistatic finish, and soil release finish.	14
Unit IV	Special Finish Special purpose finishes – methods and applications – silicone finish, denim finish – stonewash and enzyme wash; fragrance finish, UV protection finish, anti bacterial finish, and phase change finishes.	15
Unit V	Recent Trends and ETP Introduction to Technical Textiles - Definition and scope of technical textiles and its Classification. Environmental pollution during chemical processing of textiles. Treatment of textile effluents.	15

TextBook :

1. V.A.Shenai, *Textile Finishing*.

Reference Books:

1. Billie J.Collier, Phyllis G.Tortora, *Understanding Textiles*, Prentice Hall, 6th edition
2. Sara.J.Kadolph and Anna .L.Langford, *Textiles*, 2000.
3. R.S.Prayag, *Textile Finishing*.

Head of the Department
Department of Costume Design & Fashion
Industhan College of Arts & Science
Behind Nava India
Coimbatore - 641 028

Code No	Subject	Semester No
16CDU27	PRACTICAL - XIII – COMPUTER AIDED FASHION DESIGNING	V
Objective	To update the current technology in computer designing.	
Exercise No	Topics	Hours
1	Ms Word Create a new document, Open, save and print a document, Edit and format text, Change the page layout, background and borders, Insert headers and footers, Insert and edit tables, Insert clip art and pictures to documents, Perform a mail merge, Share and review shared document files. Power Point Presentation	10
2	Ms Excel Organize, sort, and record data, Enter in text and mathematical equations, Keep, track, chart, graph, and compare statistics, Maintain records, Create mathematical equations and functions to accurately keep records and statistics whenever data changes.	10
3	Designing Logos and Labels Create logos for branded companies. Create label for garments / companies. Application of colour harmony in Design. Applications of Principles of design in dress design.	10
4	Children's Garments Jabla- different styles; Frocks- different styles	10
5	Women's Garments Churidhar- different styles ; Full gowns - different styles	10
6	Men's Garments S B vest T- Shirt - different styles; Shirts - different styles	10

Text Book:

1. Jennifer Fulton, Joe Kraynak, *The Big Basics Book of Microsoft Office 97*, Sherry Kinkoph.
2. Ray Werner, *First book of corel draw*, Alpha book publishers, 1972.

Reference:

1. Sehgal, *Lets log in*, 2006, Dorling Kindersley,.
2. Jack Nimersheim, *First Book of Microsoft Windows*, 1990, Sams publishers.

Head of the Department
Department of Costume Design & Fashion
Hindusthan College of Arts & Science
Behind Nava India
Coimbatore - 641 028

Code No	Subject	Semester No
16CDU28	PRACTICAL - XIV – GARMENT DRAPING	V
Objective	To develop the skill of draping for various garment designs.	
Exercise No	Topics	Hours
1	Introduction to draping and dress forms	10
2	Draping basic front and back	10
3	Draping basic sleeve	10
4	Draping basic skirts – pleated, Gathered and Flared	10
5	Draping collars- Peter pan, Mandarin and Shirt Collar	10
6	Draping yokes, Shirt yoke and midriff yoke	10

Reference Books:

- 1) Hilde Jaffe, *Draping for Fashion Design*, Pearson prentice Hall, 2012, Fifth Edition.
- 2) Helen Joseph Armstrong, *Draping for Apparel Designing*, Bloomsbury Academic, 2009.
- 3) Martha Gene Shelden, *Design through Draping*, Burgess Pub.,co., , 1974.



Head of the Department
 Department of Costume Design & Fashion
 Hindusthan College of Arts & Science
 Behind Nava India
 Coimbatore – 641 028

Code No	Subject	Semester No
16CDU29A	Elective (a) PRACTICAL - XV – TEXTILE HAND PRINTING TECHNIQUES	V
Objective	To gain knowledge on the techniques involved in hand printing of textiles.	
Exercise No	Topics	Hours
1	Block a) Wooden b) Vegetable	10
2	Screen printing	10
3	Stencil a) Spraying b) Sponging c) Painting	10
4	Batik - Any 3 methods	10
5	Tie & dye a) Tieing b) Knotting c) Folding	10
6	Fabric Painting Different tones and strokes	10

Reference Books:

1. Anita Tyagi, *Textile designs –Dyeing and pattern making for fashion.*
2. Seema Kapoor, *Dyeing of textile Material.*



Head of the Department
Department of Costume Design & Fashion
Hindusthan College of Arts & Science
Behind Nava India
Coimbatore – 641 028

Code No	Subject	Semester No
16CDU29B	Elective (b) ENTREPRENEURSHIP IN FASHION INDUSTRY	V
Objective	To understand the entrepreneurship in Fashion Industry.	
Unit No	Topics	Hours
Unit I	Concepts: Concept of Entrepreneurship: Definition Nature and Characteristics of Entrepreneurship - Functions and types of Entrepreneurship phases of EDP. Development of women Entrepreneur and rural Entrepreneur – including self employment of women council scheme. Ethical, Political, cultural, Regional, Technological an social responsibility- ethics and business decision.	10
Unit II	Project: The Start – up process, Project Identification – Selection of the product – Project formulation evaluation – Feasibility Analysis, Project Report. Nature and objectives of business – legal forms of business of ownership – sole trader, partnership, company and co-operative societies –advantages and limitation.	10
Unit III	Cost Accounting: Cost accounting – elements of cost, classification of cost – preparation of simple cost sheet (problem) – accounting for overheads – classification of overheads, allocation and apportionment of overheads –reapportionment of service department cost to production department, absorption of overheads	10
Unit IV	Boutiques: Knowledge of Fashion Trends, Brands and Designers, Introduction to international designers, Business opportunities and avenues, Interdepartmental relationship for merchandiser, Boutique handling.	9
Unit V	Institutional Services : Institutional service and finance to Entrepreneur – DIC, SIDO, NSIC, SISI, SSIC, SIDCO, ITCOT, IIC, KUIIC and commercial Bank. IFCI, SFC, IDBI, ICICI, TIIC, SIDCS, LIC and GIC, UTI, SIPCOT – SIDBI and commercial Bank venture capitals. Incentives and subsidies – Subsidied Services – Subsidy for market. Transport – seed capital assistance – Taxation benefit to SSI – role of Entrepreneur in export promotion and import substitution.	9



Head of the Department
 Department of Costume Design & Fashion
 Hindusthan College of Arts & Science
 Behind Nava India
 Coimbatore – 641 028

Text Book:

1. *Remu Arora and S.K.Sood, Fundamentals of Entrepreneurship and small Business .*

Reference Books:

1. *C.B. Gupta and N.P. Srinivasan, Entrepreneurial Development.*
2. *S.S.Khanka, Entrepreneurial Development.*
3. *P.SaravanaVel , Entrepreneurial Development.*



Head of the Department
Department of Costume Design & Fashion
Vidya College of Arts & Science
Behind Nava India
Coimbatore - 641 028

Code No	Subject	Semester No
16CDU30	FASHION MERCHANDISING	VI
Objective	To gain knowledge on fashion merchandise and marketing.	
Unit No	Topics	Hours
Unit I	Introduction: Introduction and understanding to fashion merchandising, Requirements and responsibilities of a merchandiser, Role of a merchandiser, fashion merchandising terminologies. Types of Merchandising - Export House - manufacturer - Buying house, Buying Agency-Selection of Buyer's & Buying Agency.	12
Unit II	Buying activity: Pre-buying Activity, Fabric types, properties and Behavior, selection of Fabric, Garment construction, Quality requirements; quality problems, Merchandiser's role after production, Delivery date extension, transport delays - Natural calamities, Importance of LC amendments.	12
Unit III	Marketing Analysis: Marketing analysis - Advertising and Media Planning, Fashion shows and other events, Industry tour and Project. Role play, Surveys and organizing of exhibitions.	12
Unit IV	Sales Promotion: Branding – Introduction and types, Fashion sales promotional programme for apparel marketing, Personal selling, point of purchase, sales promotion – Objectives and methods.	12
Unit V	Advertising: Fashion advertising and preparation of advertising for apparel market, Advertising media used in apparel market – advantages and limitations, advertising department – structure and functions, advertising agencies – structure and functions, advertising budget.	12

Text Book :

1. *Stephens Frings, Fashion From Concepts to Consumer, Prentice Hall, 7th Edition.*

Reference Books:

1. *Harold Carr and John Pomeroy, Fashion Design and Product Development, (1992) Black well Science Inc, Cambridge.*
2. *Mike Basey, Fashion marketing, (1995 Oxford University press, Wynford Drive, DonMills, Ontario) . .*
3. *Introduction to Fashion, (1992), B T Batsford Ltd, Ireland, Fullham road, London*



Head of the Department

Department of Costume Design & Fashion
Hindusthan College of Arts & Science
Behind Nava India
Coimbatore - 641 028

Code No	Subject	Semester No
16CDU31	PRACTICAL -XVI – FASHION PHOTOGRAPHY	VI
Objective	To understand the concepts involved in fashion photography	
Exercise No	Topics	Hours
1	Camera & Types: Essential parts of a camera. Lenses of different focal lengths – Merits and demerits various accessories and uses. Composition and general principles. Filters different types and uses.	10
2	Different Light Sources and Comparative Study: Quality, Temperature, effects of different light sources and their effects in photography.	10
3	The colour spectrum: Visible colour spectrum, colours –Primary, Secondary and Complementary, colours in photography	10
4	Understanding The Human Body: Importance of certain parts of the body in recording fashion, concepts of body language, fashion – glamour, feelings, emotions.	10
5	Introduction to studio lights and effects: Theory and practical. Measuring light using a flash meters effects. Measuring light using a flash meter.	10
6	Make up: Corrective and glamorous. Its importance and application with specific objectives.	11
7	Different lightings in the studio and effects of lighting with specific purpose: Lighting for different types of photography. Theory and practical on a dummy/model. Importance of background in a studio.	11

References:

1. Tom Grimm, *The Basic Book of Photography: Fifth Edition.*
2. Luis E Gonzalez, *Fashion photography selling to magazines, 2012*

Head of the Department

Department of Costume Design & Fashion
Hindusthan College of Arts & Science
Behind Nava India
Coimbatore – 641 028

Code No	Subject	Semester No
16CDU32	PROJECT WORK - VIVA VOCE FASHION PORTFOLIO PRESENTATION	VI
Objective:	To understand the concepts involved in fashion photography	
Exercise No	Topics	Hours
1	Portfolio development and presentation technique; To be planned for a season or occasion Mood board, Story board, Fabric board, colour board – to be presented separately or in a combined form. Fabric development chart Design development chart Final presentation Number of garments in a collection – 4-6 garments.	72

Head of the Department
Department of Costume Design & Fashion
Hindusthan College of Arts & Science
Behind Nava India
Coimbatore – 641 022